

## [How to set the Wickes Hi-load 7-day digital timer](#)


The Wickes Hi-load digital timer is a very handy tool to automate your home / office.  
However a few customer complained it is fairly complicated to setup the programme.



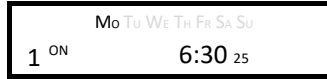
### Here are the steps:

- 1 Plug into a standard UK socket, to charge internal battery for a couple of hours, and set up the day and time as per original instruction

- 2 The LCD normally display the day & time:



- 3 Press the V+ button, the LCD displays:

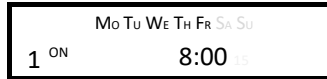


- 4 Press the SET button, the week days on top of LCD flashes

- 5 Press the V+ button repeatedly till the LCD displays the days you wanted for example, I want to set the electricity ON at 8:30 from Monday to Friday, then press SET again



- 6 Now the Hours flashes, press the V+ or V- till LCD displays the hour you wanted the electricity to switch ON then Press SET again



- 7 Now the Minutes flashes, press the V+ or V- till LCD displays the minutes you wanted the electricity to switch ON then Press SET again



- 8 After you set the first ON time (as per steps above), press V+ button again to set the first OFF time or if the LCD is showing the time, press the V+ button twice

The LCD displays:

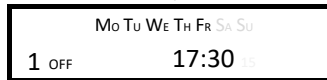


- 9 Press the SET button, the week days on top of LCD flashes

- 10 Press the V+ button repeatedly till the LCD displays the days you wanted for example, I want to set the electricity OFF at 17:30 from Monday to Friday, then press SET again



- 11 Now the Hours flashes, press the V+ or V- till LCD displays the hour you wanted the electricity to switch ON Press SET, the Minutes flashes, press the V+ or V- to the minutes you wanted the electricity to switch OFF then press SET again



- 12 Repeat Steps 3-11 to set up the remaining days of the week, or set up multiple ON/OFF times on the same day, for example, you may want electricity 1st ON at 8:30 and 1st OFF at 10:30 and 2nd ON at 15:30 and 2nd OFF at 17:30, and 3rd ON at 21:30 and 3rd OFF at 23:30 This time support up to 14 ON/OFF periods.



### Presented by:

Allcam (eHome), Merit House, Stanhope Street, Birmingham B12 0UX  
[www.allcam.biz](http://www.allcam.biz)

